



City of Tupelo

Todd Jordan
Mayor

NOTICE: CALL FOR A SPECIAL MEETING
OF THE MAYOR AND CITY COUNCIL
OF THE CITY OF TUPELO, MISSISSIPPI

STATE OF MISSISSIPPI
COUNTY OF LEE
CITY OF TUPELO

COUNCIL

Chad Mims
Ward One

Lynn Bryan
Ward Two

Travis Beard
Ward Three

Nettie Y. Davis
Ward Four

Buddy Palmer
Ward Five

Janet Gaston
Ward Six

Rosie Jones
Ward Seven

TO:

**CHAD MIMS, LYNN BRYAN, TRAVIS BEARD,
NETTIE Y. DAVIS, BUDDY PALMER, JANET GASTON,
ROSIE JONES, CITY COUNCIL OF CITY OF TUPELO,
MISSISSIPPI**

You are hereby notified that a special-call meeting of the Mayor and City Council of the City of Tupelo, Mississippi, is hereby called to meet in City Hall Council Chambers, 2nd Floor, 71 East Troy Street, in the City of Tupelo, Mississippi, on Tuesday, September 12, 2023.

TIME: 4:00 p.m.

The subject of said meeting, being called pursuant to Miss. Code Section 21-8-11, is to discuss and act upon the following matter(s) of business:

- (1) Adoption of Tax Levy for 2023
- (2) Adoption of 2023-2024 Budget

This call issued on this, the 7th day of September, 2023 at 3:00 p.m.



TODD JORDAN, MAYOR

We, the undersigned Council Members of the City of Tupelo, Mississippi, hereby acknowledge personal service of the call for a Special Meeting on Tuesday, September 12, 2023 at 4:00 p.m. and a copy of said call at least (3) three hours before the time specified for said meeting:


CHAD MIMS, WARD 1



LYNN BRYAN, WARD 2



TRAVIS BEARD, WARD 3




NETTIE Y. DAVIS, WARD 4



BUDDY PALMER, WARD 5



JANET GASTON, WARD 6



ROSIE JONES, WARD 7



CITY COUNCIL SPECIAL CALLED MEETING

MUNICIPAL MINUTES CITY OF TUPELO

STATE OF MISSISSIPPI

SEPTEMBER 12, 2023

Be it remembered that a special called meeting of the Tupelo City Council was held in the Council Chambers in the City Hall building on Tuesday, September 12, 2023, at 4:00 p.m. with the following in attendance: Council Members Chad Mims, Lynn Bryan, Travis Beard, Nettie Davis (at 4:06 p.m.), Buddy Palmer, and Janet Gaston. Ben Logan, City Attorney, and Missy Shelton, Clerk of the Council. Council Member Rosie Jones was absent.

Council President Travis Beard called the meeting to order at 4:00 p.m.

IN THE MATTER OF RESOLUTION FOR THE LEVYING OF AD VALOREM TAXES FOR THE CITY OF TUPELO AND THE TUPELO MUNICIPAL SEPARATE SCHOOL DISTRICT FOR THE TAX YEAR 2023 AND THE CURRENT FY 2023-2024


Council Member Palmer moved, seconded by Council Member Gaston, to adopt the resolution for the levying of ad valorem taxes for the City of Tupelo and the Tupelo Municipal Separate School District for the tax year 2023 and the current FY 2023-2024. The vote was, as follows: AYE: Mims, Bryan, Beard, Palmer, and Gaston. ABSENT: Davis and Jones. APPENDIX A

IN THE MATTER OF 2024 ADOPTED BUDGET

Pursuant to Miss. Code Anno. §21-35-1 *et seq.* (1972 as amended), Council Member Bryan moved, seconded by Council Member Palmer, to adopt the City of Tupelo, Mississippi budget for the fiscal year ending September 30, 2024, Council Member Davis joined the meeting at 4:06 p.m. Council Member Bryan made an amendment to the original motion to include that all projects, other than those funded by State or Federal grants, be brought back to the Council for an item by item vote. The motion failed, due to the lack of a second. The vote for the original motion - to approve the budget was, as follows: AYE: Mims, Bryan, Beard, Davis, Palmer, and Gaston. Council Member Jones was absent. The budget for the City of Tupelo, Mississippi, ending on September 30, 2024 is attached to these minutes as APPENDIX B.

ADJOURNMENT

There being no further business to come before the Council at this time, Council Member Bryan moved, seconded by Council Member Palmer, to adjourn the meeting at 4:35 PM. This the 12th day of September, 2023.


Travis Beard
President, City Council

ATTEST:

Missy Shelton
Missy Shelton, Clerk of the Council

Todd Jordan
Todd Jordan, Mayor

9-19-2023
Date

86
City of Tupelo
Resolution for Tax Levy for 2023
Legal Notice

In the Matter of Tax Levy for the levying of the Ad Valorem Taxes for the City of Tupelo and the Tupelo Municipal Separate School District for the Tax Year 2023 and the current Fiscal Year 2023 - 2024.

Be it remembered that there came on this day for hearing, consideration and determination by the Mayor and the City Council of the City of Tupelo, Mississippi, the matter of levying Ad Valorem Taxes for said City of Tupelo and the Tupelo Municipal Separate School District for the Fiscal Year 2023-2024 as required by Section 21-33-45, Mississippi Code Annotated (1972), as amended; and said Mayor and Council having carefully considered and determined that the tax rate of levies afterward fixed herein are necessary to produce the revenue required to meet the expenses for said Municipality and said Separate School District for the Fiscal Year 2023-2024.

It is, therefore, by said Mayor and City Council RESOLVED AND ORDERED:

1. That Ad Valorem Rates or Levies expressed in mills or a decimal fraction of a mill, shall be and the same are hereby imposed, assessed and levied and shall be collected for the year 2023 and the Fiscal Year 2023-2024 upon each dollar of assessed value of all real and personal property, except upon the exempted assessed value of homes to the extent exempted by the Homestead Exemption Laws of the State of Mississippi, within the City of Tupelo, Mississippi, Lee County, as follows:

MUNICIPAL BOND AND INTEREST FUND:

On each dollar (1.00) valuation, as authorized by Section 21-33-87 of the Mississippi Code Annotated (1972), as amended, 7.05 Mills.

FIREMEN AND POLICEMEN RETIREMENT FUND:

On each dollar (1.00) valuation, as authorized by Section 21-29-117 of the Mississippi Code Annotated (1972), as amended, 1.61 Mills.

GENERAL FUND

On each dollar (1.00) valuation, as authorized by Section 27-39-307 of the Mississippi Code Annotated (1972), as amended, for general revenue and general improvements 13.11 Mills.

LIBRARY FUND

On each dollar (1.00) valuation, as authorized by Section 39-3-7 of the Mississippi Code Annotated (1972), as amended, for support and maintenance of the local public library .7 Mills.

SPECIAL LEVY - STREET IMPROVEMENTS

On each dollar (1.00) valuation, as authorized by Section 27-39-321 of the Mississippi Code Annotated (1972), as amended, for constructing, improving or paving streets, sidewalks, driveways parkways, walkways, or public parking facilities and purchasing land therefor, 10.00 Mills

TOTAL MUNICIPAL LEVY: 32.47 Mills

Tax Levy for 2023 - Continued

2. That Ad Valorem Rates or Levies expressed in mills or a decimal fraction of a mill, shall be and the same are hereby imposed, assessed and levied and shall be collected for the year 2023 and the Fiscal Year 2023-2024 upon each dollar of assessed value of all real and personal property, except upon the exempted assessed value of homes to the extent exempted by the Homestead Exemption Laws of the State of Mississippi, within the Tupelo Municipal Separate School District, being all real and personal property in the said School District as the same is extended beyond the corporate limits of said City as follows:

SCHOOL MAINTENANCE FUND

On each dollar (1.00) valuation for the maintenance of the Schools of said School District as authorized by Section 27-39-315 of the Mississippi Code Annotated (1972), as amended, 55 Mills.

SCHOOL BOND AND INTEREST FUND

On each dollar (1.00) valuation for the purpose of paying bonds and interest of the School District, as authorized by Section 27-39-315 of the Mississippi Code Annotated (1972), as amended, 6.10 Mills

SHORT TERM DEBT:

On each dollar (1.00) valuation for the purpose of paying a short-term debt as authorized by Section 37-59-105 of the Mississippi Code Annotated (1972), as amended, secured in the manner set forth in Section 27-39-333, 3 Mills.

TOTAL SCHOOL LEVY: 64.10 Mills

3. That is now recited as the expressed intention of said Mayor and City Council that all taxable property within the City of Tupelo, Mississippi and all taxable property within the Tupelo Municipal Separate School District (except that exempted by law) shall be and it is hereby taxed, in accordance with the particular separate levies against the assessed valuation thereof as heretofore imposed, assessed and levied by this Resolution at the total rate or levy following:
- A. On each dollar (1.00) valuation on all real and personal property within the City of Tupelo, Mississippi for all Municipal Purposes, 32.47 Mills, and for all School Purposes, 64.10 Mills.
 - B. On each dollar (1.00) valuation on all real and personal property in the Tupelo Municipal Separate School District as extended into adjacent, annexed territory beyond the corporate limits of the City of Tupelo for all School purposes, 64.10 Mills.

Tax Levy for 2023 - Continued

- 4. That the City Clerk by and hereby is authorized, ordered and directed as required by House Bill No. 72, Regular Legislative Session 1950 of the Legislature of the State of Mississippi, to:
 - A. Deliver a copy of this resolution to the State Department of Revenue.
 - B. Have this Resolution printed after the adoption hereof, so that he may furnish a copy thereof to any taxpayer upon request.
 - C. Publish the entire text of this Resolution in an newspaper published within said City, after the Adoption hereof. Unanimously adopted by the Mayor and City Council of the City of Tupelo, Mississippi at a public meeting of said Mayor and City Council, this the 12th day of September, 2023.

After dicussion and review of the 2023 Tax Levy, Council Member Palmer moved that the forefoing Resolution be adopted and said motion was seconded by Council Member Gaston and upon the question being put to a vote, the results were as follows:

- Council Member Mims Aye
- Council Member Bryan Aye
- Council Member Beard Aye
- Council Member Davis Absent
- Council Member Palmer Aye
- Council Member Gaston Aye
- Council Member Jones Absent

The motion having received the affirmative vote of a Majority of the members present, the President declared the motion carried and the resolution adopted

CITY OF TUPELO, MISSISSIPPI
 By: Travis Beard
 Travis Beard, President

ATTEST:

Missy Shelton
 Missy Shelton, Clerk of the Council

APPROVED:
Todd Jordan
 Todd Jordan, Mayor

ATTEST:

Kim Hanna
 Kim Hanna, City Clerk

**CITY OF TUPELO, MISSISSIPPI BUDGET
FOR THE FISCAL YEAR ENDING SEPTEMBER 30, 2024**

Under the provisions of Section 21-35-5 of Mississippi Code of 1982 Annotated, it is hereby ordered by the Mayor and the City Council of the City of Tupelo, Mississippi that the following Budget for the City of Tupelo, Mississippi ending September 30, 2024, be hereby fixed, adopted and approved, to wit:

	<u>FY 2023</u> <u>Budget Amounts</u>	<u>FY 2024</u> <u>Budget Amounts</u>
<u>General Fund Revenues</u>		
Local Taxes	7,564,566	8,718,760
Licenses & Permits	1,190,500	1,125,000
Intergovernmental Revenues:		
Federal Grants	100,000	100,000
State Grants	272,666	303,174
State Shared Revenues	25,339,000	30,684,964
In Lieu of Taxes	3,400,000	3,550,000
District Road Tax	1,435,000	1,435,000
Local Grants	298,827	306,000
Charges for Services	628,000	698,000
Fines & Forfeits	621,000	577,000
Interest Income & Misc Revenues	534,260	983,428
Other Financing Resources	255,322	224,209
Unreserved Fund Balance	0	0
Total General Fund Revenues	<u>41,639,141</u>	<u>48,705,535</u>
<u>General Fund Expenditures</u>		
<u>City Council</u>		
Personnel Cost	303,337	307,461
Supplies	7,500	6,000
Other Services	204,150	196,250
Capital Expenditures	0	0
Total City Council	<u>514,987</u>	<u>509,711</u>
<u>Executive Department</u>		
Personnel Cost	889,125	1,128,882
Supplies	30,000	23,500
Other Services	304,850	289,850
Capital Expenditures	0	0
Total Executive Department	<u>1,223,975</u>	<u>1,442,232</u>
<u>City Court</u>		
Personnel Cost	943,143	977,461
Supplies	32,300	32,300
Other Services	109,154	107,342
Capital Expenditures	0	0
Total City Court	<u>1,084,597</u>	<u>1,117,103</u>

General Fund Expenditures - Continued	FY 2023 Budget Amounts	FY 2024 Budget Amounts
<u>Finance</u>		
Personnel Cost	839,162	872,613
Supplies	27,150	31,600
Other Services	555,897	624,325
Capital Expenditures	218,100	326,400
Total Finance	1,640,309	1,854,938
<u>CVB</u>		
Personnel Cost	150,935	0
Total CVB Expenditures	150,935	0
<u>Human Resources</u>		
Personnel Cost	328,957	342,060
Supplies	4,100	4,100
Other Services	126,900	131,400
Capital Expenditures	0	0
Total Human Resources	459,957	477,560
<u>Development Services</u>		
Personnel Cost	1,548,918	1,479,927
Supplies	51,500	47,000
Other Services	193,300	230,500
Capital Expenditures	0	0
Total Development Services Dept	1,793,718	1,757,427
<u>Police Department</u>		
Personnel Cost	9,518,269	9,808,674
Supplies	768,000	783,486
Other Services	1,761,019	2,335,455
Capital Expenditures	269,500	253,500
Total Police Department	12,316,788	13,181,115
<u>Fire Department</u>		
Personnel Cost	6,768,174	7,073,594
Supplies	403,974	410,474
Other Services	284,600	340,100
Capital Expenditures	10,000	10,000
Total Department	7,466,748	7,834,168

General Fund Expenditures - Continued	FY 2023 Budget Amounts	FY 2024 Budget Amounts
<u>Public Works Department</u>		
Personnel Cost	3,102,454	3,192,442
Supplies	406,100	406,100
Other Services	2,255,390	2,325,890
Capital Expenditures	17,000	17,000
Total Department	5,780,944	5,941,432
<u>Park & Recreation</u>		
Personnel Cost	2,175,831	2,323,289
Supplies	427,000	452,000
Other Services	1,109,533	1,159,533
Capital Expenditures	20,000	20,000
Total Park & Recreation	3,732,364	3,954,822
<u>Aquatics Facility</u>		
Personnel Cost	465,684	480,474
Supplies	98,500	103,500
Other Services	462,000	510,000
Capital Expenditures	10,000	10,000
Total Aquatics Facility	1,036,184	1,103,974
<u>Museum</u>		
Personnel Cost	140,577	145,944
Supplies	9,000	9,000
Other Services	40,100	37,600
Capital Expenditures	5,000	4,000
Total Museum	194,677	196,544
Community Services	1,069,672	1,065,600
Debt Service	325,480	325,480
Other Financing Uses	2,693,219	7,887,929
Reserves	154,587	55,500
Total General Fund Expenditures	41,639,141	48,705,535

Special Revenue Funds	FY 2023 Budget Amounts	FY 2024 Budget Amounts
Fund #101		
Library Fund		
Revenues		
Advalorem Taxes	492,427	416,740
Interest Income	-	-
Unreserved Fund Balance	50,977	122,164
Total Revenues	543,404	538,904
Expenditures		
Other Services & Charges	543,404	538,904
Total Expenditures	543,404	538,904
Fund #102		
Convention & Visitors Bureau		
Revenues		
Intergovernmental Revenues	5,488,352	5,941,848
Federal Grants	1,700,000	0
Interest Income	20,000	60,000
Unreserved Fund Balance	1,171,826	0
Total Revenues	8,380,178	6,001,848
Expenditures		
Personnel Services	743,588	952,974
Supplies	16,000	19,500
Other Services & Charges	4,987,995	3,614,252
Capital Outlay	52,500	62,500
Other Financing Uses	2,580,095	1,352,622
Reserve for Contingency	0	0
Total Expenditures	8,380,178	6,001,848
Fund #103		
Firemen and Policemen Retirement Fund		
Revenues		
Ad Valorem Taxes	911,272	958,503
Interest Income	0	0
Fund Balance	13,728	41,497
Total Revenues	925,000	1,000,000
Expenditures		
Personnel Services	925,000	1,000,000
Total Expenditures	925,000	1,000,000

Special Revenue Funds - Continued	FY 2023 Budget Amounts	FY 2024 Budget Amounts
Fund #104		
Rental Rehabilitation Fund		
Revenues		
Federal Grants	0	0
Interest Income	0	0
Unreserved Fund Balance	12,883	12,883
Total Revenues	12,883	12,883
Expenditures		
Other Services & Charges	12,883	12,883
Other Financing Uses	0	0
Total Expenditures	12,883	12,883
Fund #105		
Coliseum Project Fund		
Revenues		
Other Financing Sources	2,215,120	2,215,120
Interest Income	0	0
Fund Balance	909,548	2,323
Total Revenues	3,124,668	2,217,443
Expenditures		
Capital Outlay	0	0
Other Financing Uses	3,124,668	2,217,443
Fund Balance	0	0
Total Expenditures	3,124,668	2,217,443

Special Revenue Funds - Continued

	FY 2023 Budget Amounts	FY 2024 Budget Amounts
Fund #109		
Coliseum Operating Fund		
Revenues		
Charges For Services	4,500,700	4,562,000
Interest & Misc. Revenue	11,470	10,000
Other Financing Sources	2,425,830	1,025,830
Unreserved Fund Balance	825,000	0
Total Revenues	7,763,000	5,597,830
Expenditures		
Personnel Services	1,451,750	1,617,080
Supplies	589,500	508,000
Other Services & Charges	3,671,750	2,822,750
Capital Outlay	2,050,000	650,000
Total Expenditures	7,763,000	5,597,830
Fund #106		
North MS Narcotic Unit		
Revenues		
Grants	10,000	10,000
Interest/Miscellaneous	75,000	74,500
Forfeited Funds	100,000	125,000
Other Financing Sources	0	0
Fund Balance	422,000	421,860
Total Revenues	607,000	631,360
Expenditures		
Personnel Services	0	0
Supplies	69,773	69,773
Other Services & Charges	315,000	341,500
Capital Outlay	172,000	172,000
Other Financing Uses	50,227	48,087
Total Expenditures	607,000	631,360

Debt Service Funds	FY 2023	FY 2024
	Budget Amounts	Budget Amounts
Fund #200		
Municipal Bond and Interest Fund		
Revenues		
Ad Valorem Taxes	4,641,264	4,197,172
Interest & Misc Receivables	0	0
Other Financing Sources	0	0
Unreserved Fund Balance	0	0
Total Revenues	4,641,264	4,197,172
Expenditures		
Principal Payment	2,210,000	2,590,000
Interest Payment	1,318,626	1,582,172
Refunding Expense	1,087,638	0
Agent Fees	25,000	25,000
Total Expenditures	4,641,264	4,197,172
Fund #201		
Water G.O. Bonds Fund		
Revenues		
Intergovernmental Revenues	4,600,000	4,600,000
Interest	0	0
Transfer from NEMRWSD	315,781	325,182
Unreserved Fund Balance	330,782	325,181
Total Revenues	5,246,563	5,250,363
Expenditures		
Principal Payment	395,000	415,000
Interest Payment	236,563	220,363
Agent Fees	15,000	15,000
Transfer to NEMRWSD	4,600,000	4,600,000
Total Expenditures	5,246,563	5,250,363

Debt Service Funds - Continued	FY 2023	FY 2024
	Budget Amounts	Budget Amounts
Fund #224		
Tax Increment Debt Service		
Revenues		
Tax Increment Taxes	136,475	138,900
Interest Income	0	0
Transfer from Capital Project Fund	0	0
Fund Balance	0	0
Total Revenues	136,475	138,900
Expenditures		
Principal Payment	97,000	104,000
Interest Payment	34,475	29,900
Agent Fees	5,000	5,000
Total Expenditures	136,475	138,900
Fund #226		
Special Obligation Bond Debt		
Revenues		
Interest	0	0
Other Financing Sources	698,838	1,013,838
Unreserved Fund Balance	0	0
Total Revenues	698,838	1,013,838
Expenditures		
Sp Obligation-Principal	0	305,000
Special Oblig-Interest	688,838	688,838
Paying Agent Fees	10,000	20,000
Total Expenditures	698,838	1,013,838

<u>Capital Project Funds</u>	<u>FY 2023 Budget Amounts</u>	<u>FY 2024 Budget Amounts</u>
Fund #327		
<u>Tupelo Capital & Infrastructure Fund</u>		
Revenues		
Grants	1,352,972	1,092,972
Transfer from Other Funds	5,328,099	8,410,725
Bond Proceeds	-	14,035,000
State Funds		500,000
Lease Proceeds	-	-
Miscellaneous Income	200,000	22,500
Unreserved Fund Balance	10,556,708	16,852,316
Total Revenues	17,437,779	40,913,513
Expenditures		
Other Services & Charges		
Neighborhood Revitalization	850,604	1,035,940
Neighborhood-Traffic Calming	120,000	173,376
Maintenance Projects	274,628	591,275
Street Overlay	2,896,363	8,424,698
Contingencies/Match	-	-
Total Other Services & Charges	4,141,595	10,225,289
Capital		
Infrastructure Improvements	7,874,297	9,948,640
Property Purchase	767,500	61,918
Equipment	1,099,157	1,058,933
Building Improvements	1,453,755	8,264,849
Park Improvements	1,105,705	7,781,178
Vehicles	389,151	661,566
Police Vehicles	373,739	630,000
Fire Equipment	232,880	2,281,140
Total Capital	13,296,184	30,688,224
Bond Cost	-	-
Total Expenditures	17,437,779	40,913,513

<u>Capital Project Funds-Continued</u>	<u>FY 2023 Budget Amounts</u>	<u>FY 2024 Budget Amounts</u>
Fund #316		
Capital Projects Fund		
Revenues		
Grants	0	0
Unreserved Fund Balance	525,000	88,000
Total Revenues	525,000	88,000
Expenditures		
Police Dept-DPS Funds	0	0
Police Dept-Tobacco Funds	525,000	88,000
Total Capital Expenditures	525,000	88,000
Fund #329		
ARPA Capital Project Fund		
Revenues		
ARPA Funds	0	5,538,817
ARPA - State Match	0	5,115,728
Miscellaneous Revenue	0	0
Other Financing Sources	0	0
Unreserved Fund Balance	0	0
Total Revenues	0	10,654,545
Expenditures		
Capital Outlay	0	10,654,545
Total Capital Expenditures	0	10,654,545
Fund #335		
Special Levy Street Improvement Phase VII		
Revenues		
Ad Valorem Taxes	5,466,904	5,757,254
Homestead Exemption	193,101	196,181
Interest & Misc Receivables	0	0
Unreserved Fund Balance	6,215,112	5,651,811
Total Revenues	11,875,117	11,605,246
Expenditures		
Personnel Costs	112,649	117,635
Other Services & Charges-Maintenance	2,780,653	2,737,860
Capital Outlay	8,981,815	8,749,751
Other Financing Uses	0	0
Total Expenditures	11,875,117	11,605,246

Capital Project Funds-Continued	FY 2023	FY 2024
	<u>Budget Amounts</u>	<u>Budget Amounts</u>
Fund #317		
Fairgrounds Construction Fund		
Revenues		
Grants	0	0
Land Sales	500,000	150,000
Unreserved Fund Balance	800,000	685,495
Total Revenues	<u>1,300,000</u>	<u>835,495</u>
Expenditures		
Other Services & Charges	350,000	350,000
Capital Outlay	950,000	485,495
Other Financing Uses	0	0
Total Expenditures	<u>1,300,000</u>	<u>835,495</u>
Internal Service Funds		
Fund #505		
Self-Insurance Fund		
Revenues		
Transfers From Other Funds	0	0
Fund Balance	400,000	300,000
Total Revenues	<u>400,000</u>	<u>300,000</u>
Expenditures		
Other Services & Charges	400,000	300,000
Total Expenditures	<u>400,000</u>	<u>300,000</u>

Propriety Funds	FY 2023 Budget Amounts	FY 2024 Budget Amounts
Fund #400		
Waterworks and Sewer System		
Revenues		
SRF Loans	13,000,000	13,000,000
Charges For Services	14,000,000	15,000,000
Interest & Miscellaneous Income	300,000	200,000
Retained Earning-Beginning	3,500,000	3,500,000
Total Revenues	30,800,000	31,700,000
Expenses		
Water & Sewer Expenditures		
Personnel Services	2,955,095	2,955,095
Supplies	586,100	626,800
Other Services & Charges	4,980,000	5,344,000
Capital	16,910,348	19,238,048
Total Water & Sewer Expenditures	25,431,543	28,163,943
Debt Service	907,270	833,027
Other Financing Uses	1,250,000	1,250,000
Fund Balance	3,211,187	1,453,030
Total Expenditures	30,800,000	31,700,000

Proprietary Funds - Continued	FY 2023 Budget Amounts	FY 2024 Budget Amounts
Fund #402		
Electric Fund		
Revenues		
Charges For Services	60,750,000	61,750,000
Fines & Forfeits	140,000	150,000
Interest & Miscellaneous Income	1,060,000	1,200,000
Retained Earnings	7,150,000	8,000,000
Total Revenues	69,100,000	71,100,000
Electric Expenditures		
Personnel Services	4,139,616	4,519,495
Supplies	333,500	386,000
Other Services & Charges	54,547,150	54,736,300
Capital	8,961,854	10,115,754
Debt Service	220,500	210,750
Total Operating Expenditures	68,202,620	69,968,299
Retained Earnings-Ending	897,380	1,131,701
Total Expenses	69,100,000	71,100,000
Fund #404		
Solid Waste Management Fund		
Revenues		
Charges For Services	3,576,066	3,865,425
Interest Income	1,000	1,000
Franchise Fees	325,000	210,000
Fund Balance	432,234	876,843
Total Revenues	4,334,300	4,953,268
Expenses		
Personnel Services	426,462	428,146
Other Services & Charges	3,602,338	3,825,122
Capital	305,500	700,000
Debt Service	0	0
Other Financing Uses-Transfers	0	0
Total Sanitation Fund	4,334,300	4,953,268

A resolution to adopt the FY 2023-2024 City of Tupelo Budget was proposed in a Motion by Council Member Bryan, seconded by Council Member Palmer, and after a Discussion was brought to a vote as follows:

Council Member Mims	<u>Aye</u>
Council Member Bryan	<u>Aye</u>
Council Member Beard	<u>Aye</u>
Council Member Davis	<u>Aye</u>
Council Member Palmer	<u>Aye</u>
Council Member Gaston	<u>Aye</u>
Council Member Jones	<u>Absent</u>

Having received a majority of affirmative votes, the President declared the Resolution had passed and was adopted as set for above.

SO RESOLVED AND ORDERED BY THE COUNCIL OF THE CITY OF TUPELO ON THIS THE, 12th DAY OF SEPTEMBER, 2023.

CITY OF TUPELO

BY: Travis Beard
President of the City Council

ATTEST:

Missy Shelton
Clerk of the Council

APPROVED:

Todd Jordan
Mayor

ATTEST:

Heidi Hanna
City Clerk